

## Product Profiles

### SMART BAG<sup>®</sup> MO

The O-Two Medical Technologies SMART BAG<sup>®</sup> MO Autoclavable Silicone, Cold Chemical Re-usable or Disposable PVC manual resuscitators set new standards for bag-valve-mask resuscitation performance.

The SMART BAG<sup>®</sup> MO Bag-Valve-Mask Resuscitators eliminate the uncontrolled and inconstant ventilation frequencies and short inspiratory and expiratory times that are normally delivered using a standard Bag-Valve-Mask Resuscitator. By reminding the operator, with every squeeze of the bag, to deliver controlled ventilation, the SMART BAG<sup>®</sup> MO helps to improve ventilation, improve CO<sub>2</sub> removal, decrease respiratory alkalosis and improve oxygenation.

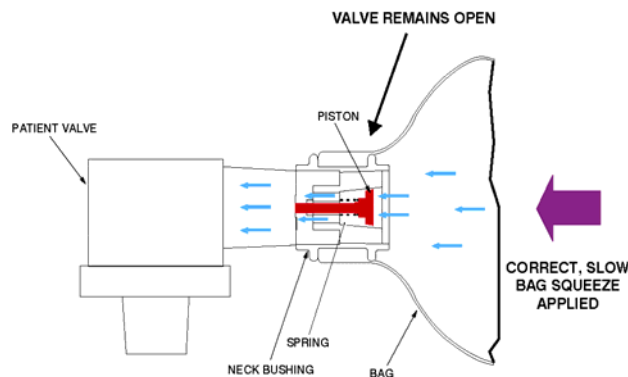
Manufactured from translucent, flexible, medical grade silicone or Medical Grade Thermoplastics, the SMART BAG<sup>®</sup> MO provides unsurpassed performance and patient care.



#### Design Features:

Patented “SMART<sup>®</sup>” Technology:

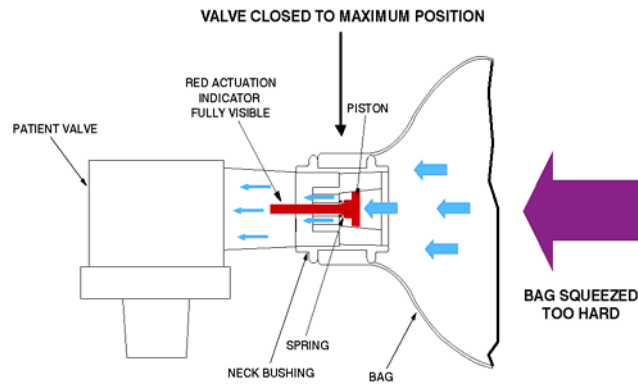
The built-in “SMART<sup>®</sup>” Technology of the SMART BAG<sup>®</sup> MO provides controlled flow rate, controlled airway pressure, controlled ventilation and virtually eliminates the risk of gastric insufflation. The pressure responsive SMART<sup>®</sup> VALVE responds to both the rescuer and the patient, allowing increased airway pressure to be applied but only when the patient's airway condition requires it.



If the rescuer attempts to squeeze the bag too hard or too fast the SMART<sup>®</sup> VALVE moves forward and slows down the flow of gas from the bag. This has the effect of making the bag feel stiff, reminding the rescuer to slow down. The red piston of the SMART<sup>®</sup> VALVE also appears in the neck of the bag as a visual reminder of excessive flow generation.

The first rule of “SMART<sup>®</sup> BAGGING” is:

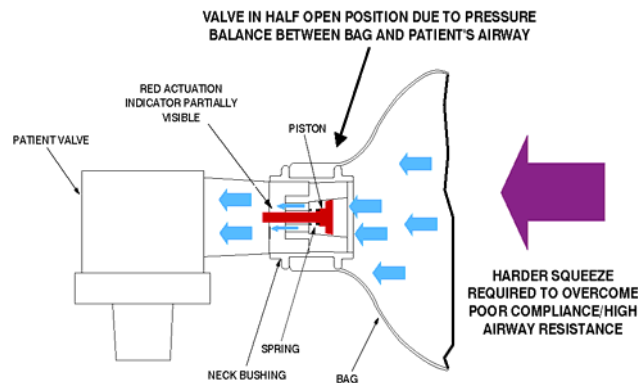
***“If it’s hard to squeeze and the piston moves you are squeezing too hard”.***



If the bag becomes stiff to squeeze and the red piston does not appear in the neck of the bag this is an indication of a problem with the patient's airway which the rescuer should correct. This problem could be airway obstruction or changing airway compliance or resistance.

The second rule of “SMART<sup>®</sup> BAGGING” is:

***“If it’s hard to squeeze and the piston does not moves there is a problem in the patient’s airway”.***



**Manual Override Control:**

The Manual Override ("disable") has been provided to assist the rescuer in overcoming massive facemask leakage due to the inability to effect a positive mask-to-face seal or when confronting uncommon patient conditions. It is recommended that ventilation always be commenced in the “enabled” mode until the patient's condition and ventilation requirements have been clearly identified.



SMART<sup>®</sup> Valve Lever rotated up to the “disabled” position

For the intubated patient, during cardiac arrest, it is recommended that the SMART BAG<sup>®</sup> MO be used in the "disabled" mode with the indicator arm of the manual override switch in the vertical position. This is because of the short inspiratory time available between breaths to deliver an adequate tidal volume. At a compression rate of 100 this means that each compression takes 0.6 seconds. As it is only possible to deliver the breath on the "upstroke" of the compression that gives you only 0.3 seconds to deliver the tidal volume. This requires a high flowrate which is provided by blocking the action of the SMART<sup>®</sup> VALVE.

For the patient in respiratory arrest it is recommended that the SMART<sup>®</sup> Valve remain enabled so as to provide controlled ventilations.



SMART<sup>®</sup> Valve Lever rotated down to the "enabled" position

#### **Unique fittings:**

The entire unit is designed to prevent misassembly by ensuring that all connectors are of different diameters and design. The Patient Swivel Connector allows connection to all common resuscitation masks, endotracheal tubes, esophageal obturators, tracheotomy tubes and any other airway adjunct with a standard 22/15mm connector.

#### **Pressure Limiting Device:**

Preset 40 cmH<sub>2</sub>O pressure relief valves (standard on Child Model) that automatically vent the excess volume to the atmosphere. In the instance where higher ventilation pressures are required, the relief valve can be overridden by depressing the pressure relief system cap with a fingertip and rotating the cap to lock it in place. The adult model can be supplied with an optional preset pressure relief device if required.



The SMART BAG<sup>®</sup> MO series of bag-valve-mask resuscitators have been developed to meet the challenges of manual resuscitation. They are simple to operate, lightweight and effectively allow the provision of consistent ventilations while almost completely eliminating the risks associated with conventional Bag-Valve-Mask ventilation. The unique features of the SMART BAG<sup>®</sup> MO make providing correct ventilation easy.

For more information on SMART BAG<sup>®</sup> MO visit our website at [www.otwo.com](http://www.otwo.com) and watch the new SMART BAG<sup>®</sup> MO product video.

**SMART BAG<sup>®</sup> MO**  
***"Improving ventilation, one breath at a time"***